

Dr. Tie

Users Guide

MMMOOO Presented. 2008

<http://blog.immmooo.com>

On the road to in fact become a stylish gentleman, necktie is definitely something you cannot miss, and again definitely, it's not an easy job dealing with fabric stuff. That's why you would love the company of this app.

Each time you get stuck on the issue about tie, just open this app and you will be easy in soon.

This Users Guide will help you to start using Dr.Tie.

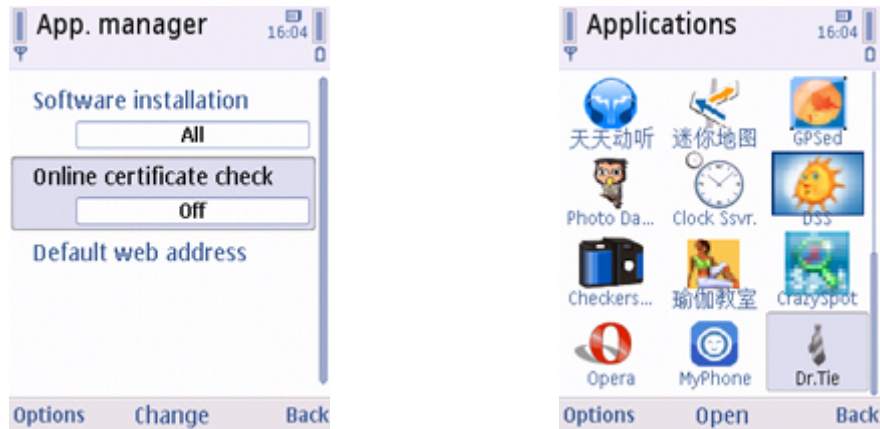
Please visit the official website of Dr.Tie where you can find updates, videos, posts and other stuff of it, at

http://www.immmooo.com/product_service.php?txt_id=27

This app has been tested on sample handsets. Nice & safe proved! Just feel free to try.

Installing and launching Dr.Tie

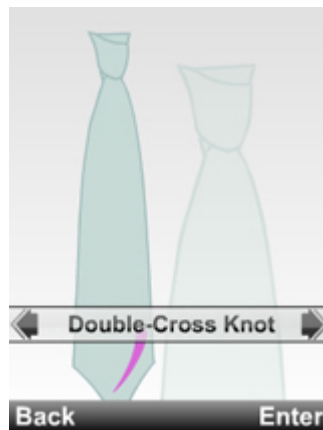
To install Dr.Tie app after transferring the Dr.Tie .sis file to your phone from computer, find the .sis file, open it. 'Yes' to install, continue. It's recommended to install the app to your Phone Memory. Once the installation is completed, you can find the icon of Dr.Tie in the application folder.



To skip the Security Warning popup, you go to App. mgr, hit left key for Options, and enter Settings to Off the " Online certificate check "

To launch Dr.Tie, you just go to Applications folder, locate on the icon of Dr.Tie, enter.

And these are some screenshots of the app's interface.

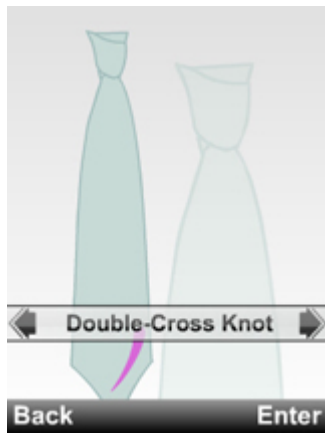


 **NOTES**

- **Knots, not a knot**

Maybe you are a recent graduate and not quite experienced on tie matters. Of course there is also chance that you already are very seasoned at knotting this kind of stuff. One way or another, there is still much to learn from the Dr. like tie 8 different knots from which you could pick the one you prefer on the very day.

And that's you can find in "Tie Style".



- **Tie a tie**

You may find this part a little bit superfluous since there exists a great deal of information on how to tie a tie almost everywhere. Yet with the instruction in this app, you may check out the intergrated animation and follow the slide movement frame by frame, which is so convenient to catch up and imitate.



- Care for a tie

You should never expect to live in a room without cleaning it once for a while. Well, it's the same thing with necktie. You cannot get a tie at the time you mentally want it. You cannot even hope a fabric stuff to be eternally clean, as the same one when you bought it at the very beginning. That's why you have to care for them.

In the item of Tie knowledge, you can find how to choose a tie, how to clean a tie, how to match a tie, and a brief history of necktie.

- Gentleman > Tie

To be looked like a gentleman, surely costume is just a corner of the iceberg, moreover, on this point we don't just want to you to be looked like a gentleman, so we built in some RSS feeds related to fitness, fashion, business, the updates of which you shall never miss.



Tips in use

- Review the animation as the visual angle of you by upside down the handset. See screenshot on left below.
- After following the animated instruction and completing your own work, get a first-hand look on how the knot looks by directly entering Tools -> Mirror .
- Torch is a very useful small function when you get no light around. The path: Tools -> Mobile Torch
- Any further question on this app or anything else, go to Tools -> Help and Online Help.



Connect to us in one way or another by

[MMM000's Know Bar](#)

[MMM000 at Facebook](#)

[MMM000 at Flickr](#)

[MMM000 at Youtube](#)

All of our products are tested by sample phones. Nice & freshing proved!
Also, most of our products are symbian signed by symbian organization, so feel free to install.

How to use:

Series 60 phones: Download the .sis file to your PC, then install the file with Nokia Pc Suite or copy it to your phone and install it in File Manager. Once installed, the file could be seen in Apps.

Hints for Applications installation: When installing to S60 3rd phones, you may have to revise as this: Tools -> App.mgr. -> Options -> Settings: Software installation(all), Online certif.check(off).

This will help you solve and skip the "security warning" pop-up.

themes are proved and tested by sample phones, themes are passive contents, they will not impact your phone's system.

If you have any further questions,don't hesitate to contact us by:

cs@mmmooo.com, +86-21-55054538,+86-21-29221654

Customer Service Department

Shanghai Jibiao Info Tech Co.,Ltd.

Installation & Instruction Manual

by MMM000.com Enrich your mobility!